

# Environmental Product Declaration Guardian Glass NEXA™ 6 Glass


NEXA™ 6 EU Flat Glass: Uncoated, Coated, Laminated



Guardian Glass is committed to the efficient use of natural resources while operating in a way that protects the safety, health, and well-being of its employees, customers, the environment, and society.

As a manufacturing leader of high performance, energy-efficient glass products for commercial, residential, interior, transportation, solar, and specialty applications, Guardian Glass makes products that help improve people's lives. By allowing abundant natural light into homes, offices, and vehicles, glass products can help contribute to occupants' well-being and low-emissivity glass helps reduce energy consumption for heating and cooling.

By publishing this EPD, Guardian Glass intends to support architects and designers who strive to enhance the environmental profiles of the buildings they design through the products they specify. The goal is to provide them with the information needed to achieve credits in global building rating systems.



The values stated in this environmental product declaration (EPD) are reported in accordance with ISO 14025 and EN15804+A2. EPDs rely on a Life Cycle Assessment (LCA) and associated Product Category Rules (PCR) to estimate various environmental impacts of products over their life cycle. Environmental impact data and other metrics reported in this EPD may differ from values reported elsewhere as there may be differences in reporting expectations, methodology, assumptions, and allocation methods. Exclusions: EPDs do not indicate that any environmental or social performance benchmarks are met, and there may be impacts that they do not encompass. LCAs do not typically address the site-specific environmental impacts of raw material extraction, nor are they meant to assess human health toxicity. EPDs can complement but cannot replace tools and certifications that are designed to address these other impacts and/or set performance thresholds – e.g. Type 1 certifications, health assessments and declarations, environmental impact assessments, etc. Accuracy of Results: EPDs regularly rely on estimations of impacts, thus the level of accuracy for any estimated effect may differ between product lines and reported impacts. Comparability: EPDs are not comparative assertions and are either not comparable or have limited comparability when they cover different life cycle stages, are based on different product category rules or are missing relevant environmental impacts. EPDs from different programs may not be comparable.

EPD PROGRAM AND PROGRAM OPERATOR NAME, ADDRESS, LOGO, AND WEBSITE	UL Solutions 2211 Newmarket Pkwy, Marietta, GA 30067 USA	
GENERAL PROGRAM INSTRUCTIONS AND VERSION NUMBER	UL Solutions: General Program Instructions v2.7. 2022.	
MANUFACTURER NAME AND HEADQUARTERS ADDRESS	Guardian Glass European Headquarters 19 rue du Puits Romain, L-8070 Bertrange, Luxembourg	
DECLARATION NUMBER	4791438322.105.1	
DECLARED PRODUCT & FUNCTIONAL UNIT OF DECLARED UNIT	Guardian Coated Flat Glass (EU Products) Functional Unit = 1 m <sup>2</sup> of NEXA™ 6 flat glass: uncoated, coated, and laminated	
REFERENCE PCR AND VERSION NUMBER	EN15804 +A2/AC:2021 and EN17074:2019	
DESCRIPTION OF PRODUCT(S) APPLICATION/USE	Building/Construction and Automotive Sector in the EU Market	
PRODUCT RSL DESCRIPTION	30 Years	
MARKETS OF APPLICABILITY	Europe	
DATE OF ISSUE	August 29, 2024	
PERIOD OF VALIDITY	5 years	
EPD TYPE	Product Specific	
DATASET VARIABILITY	N/A	
EPD SCOPE	Cradle-to-Grave	
YEAR(S) OF REPORTED PRIMARY DATA	Calendar Year 2021	
LCA SOFTWARE & VERSION NUMBER	LCA for Experts (formerly GaBi) 10.6	
LCI DATABASE(S) & VERSION NUMBER	Sphera Managed LCA Content (formerly GaBi) databases	
LCIA METHODOLOGY & VERSION NUMBER	EN15804+A2	
The sub-category PCR review was conducted by:	European Standards - info@en-standard.eu	
This declaration was independently verified in accordance with ISO 14025: 2006. EN17074, based on the EN15804+A2 standard, serves as the core PCR.	 Cooper McCollum, UL Solutions	
<input type="checkbox"/> INTERNAL <input checked="" type="checkbox"/> EXTERNAL		
This life cycle assessment was independently verified in accordance with ISO 14044 and the reference PCR by:	 Thomas P. Gloria, Industrial Ecology Consultants	

Environmental declarations from different programs (ISO 14025) may not be comparable. Comparison of the environmental performance using EPD information shall consider all relevant information modules over the full life cycle of the products within the building. This PCR allows EPD comparability only when the same functional requirements between products are ensured and the requirements of EN 15804 §5.3 are met. It should be noted that different LCA software and background LCI datasets may lead to differences results for upstream or downstream of the life cycle stages declared.

## Summary of Declaration and Global Warming Potential Results

This Environmental Product Declaration covers flat glass (NEXA 6) produced in Goole, United Kingdom and is including coated and laminated products manufactured in our UK and EU plants (from NEXA 6 base glass).

### Product Description

This EPD is valid for the following NEXA™ 6 products:

- Guardian NEXA™ 6 Uncoated ExtraClear Flat Glass
- Guardian NEXA™ 6 Coated Flat Glass including:
  - ClimaGuard® Residential Glass
  - Guardian Sun® range
  - SunGuard® Architectural Glass
    - Covers all SunGuard® products and includes product series: HD, HP, SN, SNX, Solar, ViewBoost and RD
  - Guardian Technical Glass
    - Covers all products in the following Technical Glass product series: Anti-reflective glass, , Guardian Clarity™ Neutral, Guardian PureSight, ThermaGuard®, and Dielectric Mirror
  - Guardian Automotive Glass: IRR & SilverGuard® Range, NRG
- Guardian NEXA™ 6 Laminated Flat Glass including:
  - Guardian LamiGlass® ExtraClear and UltraClear (Standard)
  - Guardian LamiGlass® Acoustic
  - Guardian LamiGlass® Colored
  - Guardian LamiGlass® Structural (XT)
  - Guardian UltraClear LamiGlass Neutral®
  - Guardian LamiGlass® Transwhite
  - Guardian LamiGlass® UV
  - Guardian Bird1st Lami®

### Global Warming Potential Cradle-to-Gate Impact Assessment Results:

The following table details the A1-A3 Global Warming Potential (GWP) results as found in Tables 11, 15 and 20 but scaled to each thickness available. The results are presented below per square meter of glass. The calculation by given thickness is from scaling factors found in Tables 14, 19, and 24 which are based on the weight per square meter of glass at each thickness. EN15804+A2 global warming potential impact assessment values are provided.

**Table 1 - Global Warming Potential per Thickness of NEXA 6 Glass**

Cradle-to-Gate (A1-A3) GWP, Total (kg CO <sub>2</sub> eq/m <sup>2</sup> )			Cradle-to-Gate (A1-A3) GWP, Total (kg CO <sub>2</sub> eq/m <sup>2</sup> )	
Thickness	NEXA™ 6 Uncoated	NEXA™ 6 Coated	Thickness	NEXA™ 6 LamiGlass
2.0 mm	3.19	4.21	Lami 6 mm (33.1)	12.6
2.1 mm	3.35	4.38	Lami 6 mm (33.2)	14.4
2.85 mm	4.55	5.63	Lami 8 mm (44.1)	15.9
3 mm	4.79	5.88	Lami 8 mm (44.2)	17.7
3.15 mm	5.03	6.13	Lami 10 mm (55.1)	19.2
3.85 mm	6.14	7.30	Lami 10 mm (55.2)	21.0
4 mm	6.38	7.55	Lami 12 (66.1)	22.4
4.85 mm	7.72	8.97	Lami 12 (66.2)	24.2
5 mm	7.98	9.22	Lami 16 (88.1)	29.0
5.85 mm	9.31	10.64	Lami 16 (88.2)	30.8
6 mm	9.57	10.9		
8 mm	12.8	14.2		
10 mm	16.0	17.6		
12 mm	19.1	20.9		
15 mm	23.9	25.9		



## General Information

### Description of Company / Organization

Guardian Glass is one of the largest flat glass producers and innovators in the world. We've been working with glass since 1932 and manufacturing float glass since 1970, and yet the limitless potential of this amazing material still fascinates and inspires us every day. We are committed to advancing glass technology and exploring every application possible. Not only to enhance our customers' well-being with light and space, but to help conserve energy, regulate temperatures, protect privacy, preserve history and help us See What's Possible™.

Through pioneering research, the dedication of our people and a firm belief in close collaboration with our partners and customers, we find new ways to build, design and inspire with glass. We continue to build our expertise on each and every project, whether that's an iconic, energy-efficient building or a new glass coating that will solve the challenges of today and beyond.

Every day, we work to create more value, using fewer resources. We constantly challenge ourselves to identify opportunities to build upon the benefits of glass. We expertly combine glass types to maximize energy savings and bring light and an unrivalled aesthetic to people's lives. We're committed to the efficient use of natural resources while operating in a way that protects the safety, health and well-being of our employees, customers, the environment and society.

For more information visit our website at [www.guardianglass.com](http://www.guardianglass.com)

### Product Description

This EPD is valid for the following flat glass products:

- Guardian NEXA™ 6 uncoated glass
- Guardian NEXA™ 6 coated glass
- Guardian NEXA™ 6 LamiGlass®

### Manufacturer-Specific EPD

This product-specific EPD was developed based on the Guardian Glass European Cradle-to-Grave Flat Glass Life Cycle Assessment. The EPD accounts for raw material extraction and processing, transport, and product manufacturing, use, and disposal. Manufacturing data were gathered directly from company personnel. When updated company-specific data were not available the ratio of production units, within the calendar year 2021, was used as a proxy. For any product group EPDs, an impact assessment was completed for each product and the highest impacts were reported as conservative representations of the product group. Product grouping was considered appropriate if the individual product impacts differed by no more than ±10% in any impact category.

### Application

Flat glass products are used in a variety of applications including commercial, residential, interior, transportation, solar, and specialty applications. Guardian Glass typically supplies glass products to either its fabricator customers or its own fabrication facilities who further process that glass into the final product by cutting, heat-treating, laminating, insulating, or otherwise fabricating the glass into the desired size and makeup for use in the intended application. The glass makeup is typically specified by architects, glazing contractors, window manufacturers, and other design professionals.

### Material Composition

Flat glass is typically manufactured from virgin, non-renewable raw materials such as silica sand, soda ash, dolomite, limestone, and cullet (internal cullet is comprised of the afore-mentioned raw materials). It can also contain recycled cullet. The crystalline raw materials chemically and structurally transform into amorphous glass through a fusion (melting) process, thereby producing a product which is >99.9% glass oxide.

The flat glass product is then processed by sputter coating, wet coating, laminating and / or heat treating, depending on

application needs. Sputter coating glass products are similar in composition to uncoated / unprocessed flat but include slight additions of trace elements to achieve required optical properties. The laminated glass products include an additional element between the 2 layers of glass: polyvinyl butyral (PVB). For this LCA study, all PVB types (standard, acoustic, transwhite, colored, etc.) used during one production year (2021) were considered and results brought back per glass thickness and per layer of PVB (results for one layer of PVB representative no matter the PVB type).

### Technical Data

Technical data on Guardian Glass products is available on at [www.guardianglass.com](http://www.guardianglass.com) and <http://cemarking.eu.guardian.com/cemarking/>. The following technical data can be presumed for the three configurations of NEXA™6.

Table 2 – NEXA™ 6 Technical Data

Name	NEXA™ 6 Uncoated	NEXA™ 6 Coated (SunGuard® SNX70)	NEXA™ 6 LamiGlass® 08mm 4.4.2	Unit
Thickness	4	4	8.76	mm
Light Transmittance (LT)	91	74	90	%
External Light Reflectance (ELR)	8	5	8	%
Solar Energy transmittance (ET)	87	35	76	%
Solar Energy Reflection	8	45*	7	%
Solar factor	-	40*	-	

\*coated side

### Placing on the Market / Application Rules

NEXA™ 6 flat glass is produced according to European harmonized standard EN 572-9: Glass in Building – Basic soda lime silicate glass products - part 9 - evaluation of conformity. The standard that can be applied for Guardian flat glass products:

- EN 1096-4: Glass in Building – Coated glass – Part 4 – Product Standard
- EN 14449: Glass in Building – Laminated glass and Laminated Safety Glass – Evaluation of conformity/Product Standard
- EN 1279-5: Glass in Building – Insulated glass unit – part 5: evaluation of conformity

### Properties of Declared Product as Shipped

Product Sizes: While products are primarily produced in Jumbo size (3.21m x 6m), they can also be cut to customers' specified dimensions.

For this study, 4mm glass is considered for uncoated NEXA 6 and coated NEXA 6 glass, and for LamiGlass a 08mm44.2 NEXA 6 product (that is, two 4 mm thick glass panes adhered with a 0.76 mm PVB interlayer) is assumed. While thickness of glass also varies based on customer needs, some standard thicknesses for flat glass available include:

- |           |           |         |
|-----------|-----------|---------|
| • 2 mm    | • 3.85 mm | • 6 mm  |
| • 2.1 mm  | • 4 mm    | • 8 mm  |
| • 2.85 mm | • 4.85 mm | • 10 mm |
| • 3 mm    | • 5 mm    | • 12 mm |
| • 3.15 mm | • 5.85 mm | • 15 mm |

Laminated glass is two or more glass panes adhered together with an interlayer. The thickness of the glass panes and the interlayer may vary based on specific application. The nomenclature to describe the glass build-up is described below.

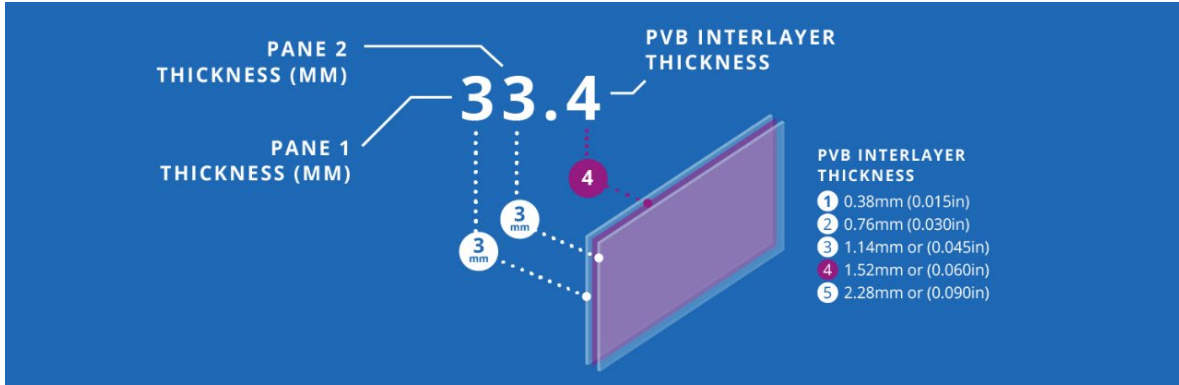


Figure 1 - LamiGlass® Nomenclature Diagram

Please contact a local sales representative for available sizes in your area.

Declaration Type: Business-to-Business

Geographic Scope: This declaration is valid for products produced in the United Kingdom from Guardian Glass.

Additional Notes: This analysis represents the performance of a production-weighted average of Guardian glass products, based on 2021 calendar year production volumes for Coated and Laminated Glass, and 2022-2023 campaigns for NEXA™ 6 float glass.

## Methodological Framework

### Functional Unit

The declaration refers to the functional unit of 1 square meter of glass.

Table 3 – Declared Unit Description

Name	NEXA™ 6 Uncoated	NEXA™ 6 Coated	NEXA™ 6 LamiGlass® 08mm 4.4.2	Unit
Declared Unit	1	1	1	m <sup>2</sup>
Mass Covered by Declared Unit	10	10	20.8	kg
Thickness	4	4	8.76 (44.2* profile)	mm
Reference Service Life	30	30	30	years

\* Two 4 mm glass panes with a 0.76 mm PVB interlayer

**System Boundary**

This a cradle-to-grave environmental product declaration. The following life cycle phases were considered:

**Table 4 - Description of the System Boundary**

Product			Construction Installation		Use							End-of-Life*				Benefits of loads beyond the system boundary		
Raw Material Extraction and Processing	Transport	Manufacturing	Transport	Construction/Installation	Use	Maintenance	Repair	Replacement	Refurbishment	Operational Energy Use	Operational Water Use	De-Construction/Demolition	Transport	Waste Processing	Disposal	Reuse	Recovery	Recycling
A1	A2	A3	A4	A5	B1	B2	B3	B4	B5	B6	B7	C1	C2	C3	C4	D	D	D
X	X	X	X	X	X	X	X	X	X	X	X	X	X	X	X	X	X	X

Description of the System Boundary Stages Corresponding to the PCR  
(X = Included; MND = Module Not Declared)

\*This includes provision of all materials, products and energy, packaging processing and its transport, as well as waste processing up to the end-of-waste state or disposal of final residues.

**Allocation**

Where manufacturing inputs, such as electricity use, were not sub-metered, allocation was determined on a per metric tonne basis for primary data for float glass production. For the processing of the glass (that is, the lamination or coating process), allocation per area was conducted as processing is contingent on the surface area being treated. For secondary data, cut-off methodology was used.

**Cut-off Criteria**

Processes whose total contribution to the final result, with respect to their mass and in relation to all considered impact categories, is less than 1% can be neglected. The sum of the neglected processes may not exceed 5% by mass of the considered impact categories. For that a documented assumption is admissible.

For Hazardous Substances the following requirements apply:

- The Life Cycle Inventory (LCI) of hazardous substances will be included, if the inventory is available.
- If the LCI for a hazardous substance is not available, the substance will appear as an input in the LCI of the product, if its mass represents more than 0.1% of the product composition.
- If the LCI of a hazardous substance is approximated by modeling another substance, documentation will be provided.

This EPD is in compliance with the cut-off criteria. No processes were neglected or excluded. Capital items for the production processes (machine, buildings, etc.) were not taken into consideration.

**Data Sources**

Primary data were collected for every process in the product system under the control of Guardian Glass. Secondary data from the LCA for Experts (formerly GaBi) LCA Managed Content database were utilized. These data were evaluated and have temporal, geographic, and technical coverage appropriate to the scope of the product.

**Data Quality**

The data sources used are complete and representative of Europe in terms of the geographic and technological coverage and are a recent vintage (i.e., less than ten years old). The data used for primary data are based on direct information sources of the manufacturer. Secondary data sets were used for raw materials extraction and processing, end of life, transportation, and energy production flows. Wherever secondary data is used, the study

adopts critically reviewed data for consistency, precision, and reproducibility to limit uncertainty.

### Comparability and Benchmarking

A comparison or an evaluation of EPD data is only possible if all data sets to be compared were created according to EN15804+A2 and the building context, respectively the product-specific characteristics of performance, are taken into account. Environmental declarations from different programs may not be comparable. Full conformance with the EN15804+A2 allows EPD comparability only when all stages of the product's life cycle have been considered. However, variations and deviations are possible.

### Estimates and Assumptions

Due to limitations in data availability, assumptions were made in allocating important manufacturing inputs and outputs including process materials, natural gas, and facility emissions. The allocation approaches taken may therefore overestimate the environmental burden for glass production.

Additionally, the “average” glass pane used in modeling is a calculated average and does not represent a specific product manufactured by Guardian Glass.

### Units

The LCA results within this EPD are reported in the International System (SI) units.

## Additional Environmental Information

### Background data

For life cycle modeling of the considered products, the LCA for Experts for Life Cycle Engineering, developed by Sphera, is used. The LCA Managed Content database, as developed by Sphera, contains consistent and documented datasets which are documented in the online LCA for Experts- documentation. To ensure comparability of results in the LCA, the basic data of the LCA for Experts database were used for energy, transportation and auxiliary materials.

### Manufacturing

Flat glass production involves heating the raw materials to a liquid state and then floating the subsequent ribbon of glass atop a bath of molten tin. Once the ribbon has sufficiently cooled, it is transferred onto rollers and annealed to limit residual stresses, its edges are trimmed and the ribbon is cut to the desired sizes. The finished flat glass products are stored for additional processing (e.g., lamination, acid-etched or coating) or directly packaged and shipped to customers or Guardian's other sites for further processing.



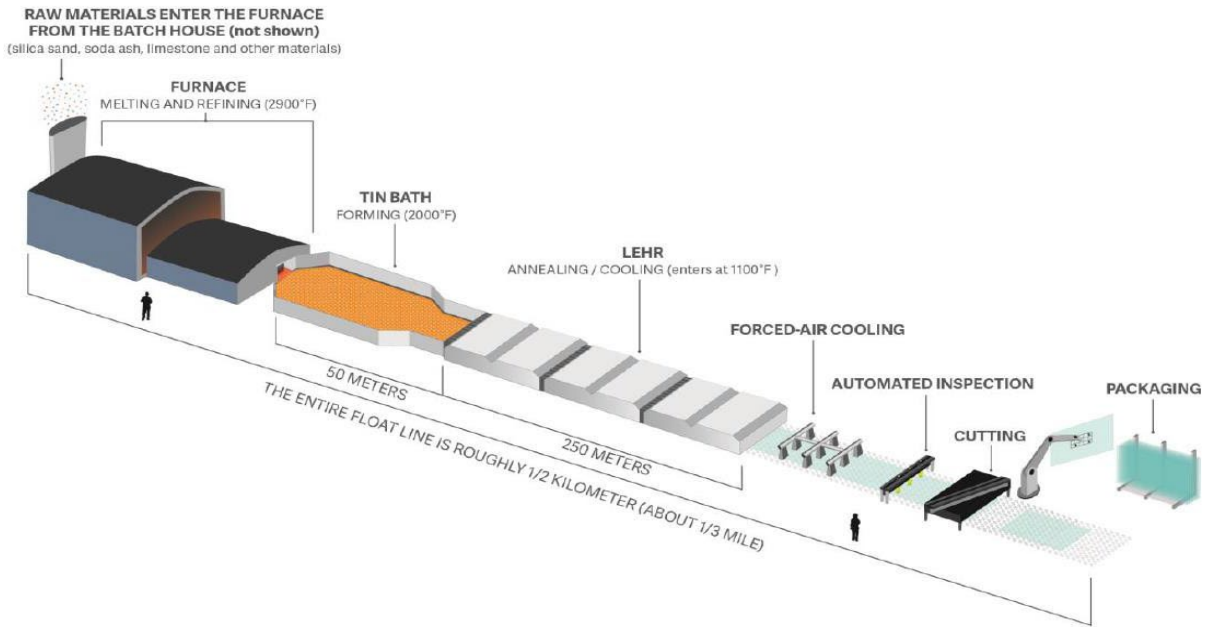


Figure 2 - Flat Glass Production

For the vacuum sputtering process, glass is loaded onto the coating line, washed and cleaned, and then enter vacuum chambers where the sputter coating process occurs. The product is inspected, packaged, and then shipped to customers or Guardian's other sites for further processing.

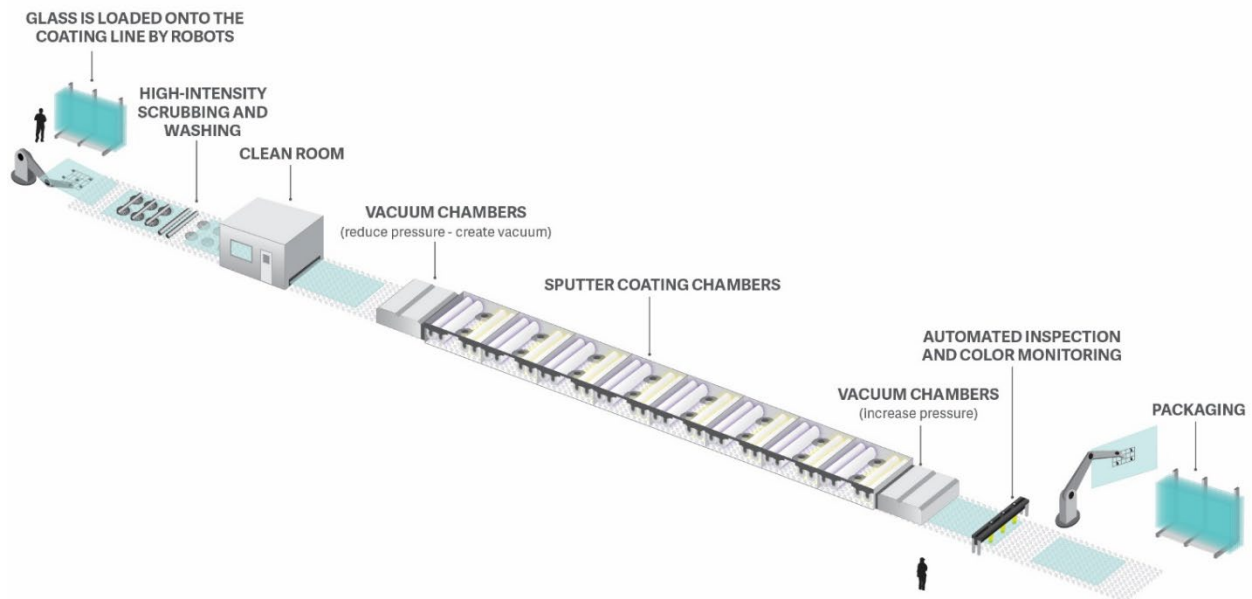


Figure 3 - Vacuum Sputter Coating Process

For LamiGlass® products, to complete the lamination process, flat glass is selected and staged. The glass is bonded

using an interlayer sheet of PVB (polyvinyl butyral) that adheres the two panes together. High temperature and pressure are applied to eliminate bubbling from the two glass layers forming a seal. The product is inspected, packaged, and then shipped to customers or Guardian’s other sites for further processing.

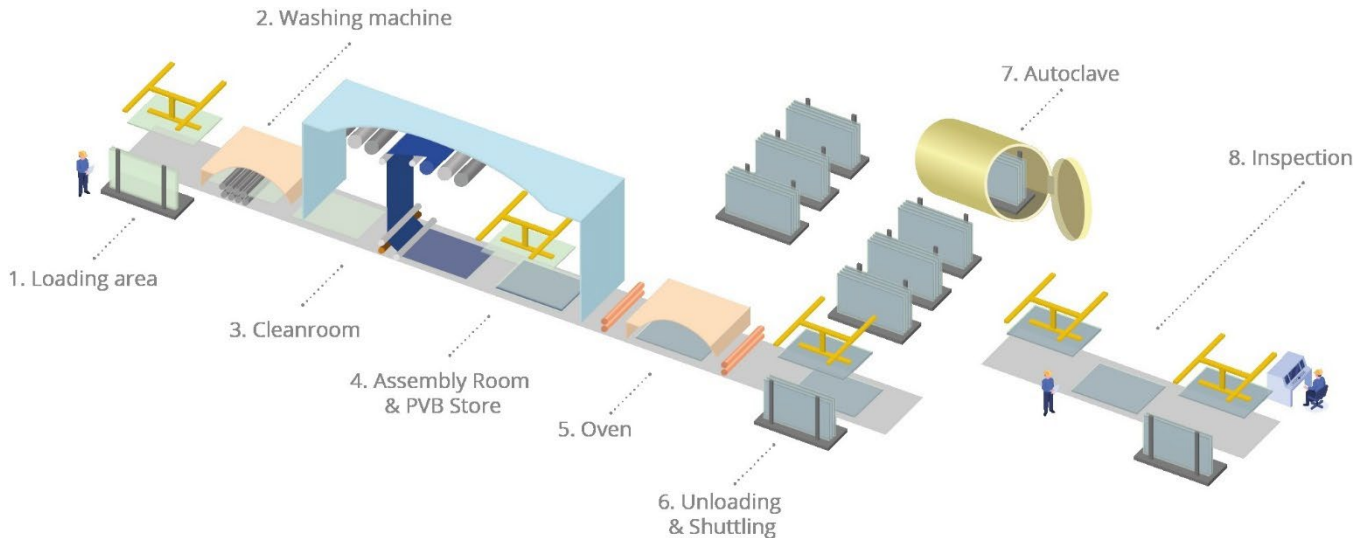


Figure 4 - Lamination Process

**Product Distribution**

Upon leaving Guardian Glass facilities, NEXA™ 6 glass can be further processed through a nationwide network of independent fabricators or Guardian’s own fabrication facilities. Racks used for distribution of glass are reused many times both in the manufacturing plant and shipped to the customer and returned to Guardian Glass plants. It is assumed that the transportation between the plant and the customer is 800 kilometers and that mode of transport is freight truck. This information can vary.

Table 5 - Product Distribution Details

Name	NEXA™ 6 Uncoated 4mm	NEXA™ 6 Coated 4mm	NEXA™ 6 LamiGlass® 08mm 4.4.2	Unit
Fuel type	Diesel	Diesel	Diesel	-
Type of Transport	Freight Truck	Freight Truck	Freight Truck	-
Liters of fuel	36	36	36	l/100km
Capacity utilization	100	100	100	% by volume
Capacity utilization (empty runs)	30	30	30	%
Transport distance	800	800	800	km
Weight of products transported	10	10	20.8	kg/m <sup>2</sup>
Volume of products transported	0.004	0.004	0.008	m <sup>3</sup> /m <sup>2</sup>

**Product Installation**

Guardian Glass products should be processed and installed according to best industry standards and according to all applicable building codes in the given jurisdiction. Per the EN17074 standard on glass, no installation scrap is assumed due to the variable nature of applications.

Table 6 - Installation Details

Name	NEXA™ 6 Uncoated	NEXA™ 6 Coated	NEXA™ 6 LamiGlass®	Unit
Auxiliary materials	0.0	0.0	0.0	kg/m <sup>2</sup>
Water consumption	0.0	0.0	0.0	m <sup>3</sup> /m <sup>2</sup>
Other resources	0.0	0.0	0.0	kg/m <sup>2</sup>

## Environmental Product Declaration

Guardian Glass EU  
NEXA™ 6 Products



According to  
ISO 14025 and  
EN 15804+A2/AC

Name	NEXA™ 6 Uncoated	NEXA™ 6 Coated	NEXA™ 6 LamiGlass®	Unit
Electricity consumption	0.0	0.0	0.0	kWh/m <sup>2</sup>
Other energy carriers	0.0	0.0	0.0	MJ/m <sup>2</sup>
Product loss per functional unit	0.0	0.0	0.0	kg/m <sup>2</sup>
Waste materials at construction site	0.0	0.0	0.0	kg/m <sup>2</sup>
Output substance (recycle)	0.0	0.0	0.0	kg/m <sup>2</sup>
Output substance (landfill)	0.0	0.0	0.0	kg/m <sup>2</sup>
Output substance (incineration)	0.0	0.0	0.0	kg/m <sup>2</sup>
Packaging waste (recycle)*	0.0	0.0	0.0	kg/m <sup>2</sup>
Packaging waste (landfill)	0.0	0.0	0.0	kg/m <sup>2</sup>
Packaging waste (incineration)	0.0	0.0	0.0	kg/m <sup>2</sup>
Direct emissions to ambient air*, soil, and water	0.0	0.0	0.0	kg CO <sub>2</sub> /m <sup>2</sup>
VOC emissions	0.0	0.0	0.0	kg/m <sup>2</sup>

\*Guardian uses steel racks that are reusable and returned by the customer. These racks are reused by Guardian.

### Product Use

Glass should be installed according to industry standards and according to all applicable building codes in the given jurisdiction. Installed glass should be washed frequently to remove surface dirt and to protect the glass from staining. Glass staining occurs when the sodium within the glass reacts with moisture in the air. Sodium, when combined with small amounts of water, can create sodium hydroxide which is corrosive to glass.

Once installed, Guardian Glass products do not consume energy or require maintenance beyond general cleaning to fulfill their estimated service life. This study assumes a 30-year lifetime for the product. See Table 7 and Table 8 in regards to the use phase and service life assumptions per EN17074:2019.

**Table 7 - Use Phase Details (Module B)**

Maintenance (B2)		
Name	Value	Unit
Maintenance	Regular cleaning using a cleaning agent and water.	
Maintenance Cycle	See <a href="http://guardianglass.com">guardianglass.com</a> for more details	
Ancillary Materials		
Cleaning Agent	0.01	kg/m <sup>2</sup> per year
Water	0.2	kg/m <sup>2</sup> per year
Energy Input	None required	kWh
Replacements (B4)		
Replacement Cycle	Every 30 years	
Replacements (B4)	0	#
Energy Use	0	kWh

**Table 8 - Reference Service Life**

Name	Value	Unit
Reference Service Life	30	years
Estimated Service Life	30	years
Number of Replacements	0.0	#

### Product Disposal

At the end of life, glass is typically landfilled but may also be reclaimed and recycled. This study assumed the glass is collected as mixed construction waste and sent to a landfill as the end-of-life disposition, where the final waste travels 100km by truck to the final deposition site. The end-of-life scenario was modeled based on the 2024 Glass for Europe study's conclusion<sup>1</sup> that almost all building glass is landfilled. Even though the chosen scenario is not favorable from a recycling point of view, Guardian is actively working to increase the amount of recovered glass that can be recycled and put back in the batch.

<sup>1</sup> <https://glassforeurope.com/policy-manifesto-2024-2029-2/>



Table 9 - End of Life (C1-C4)

Name	NEXA™ 6 Uncoated 4mm	NEXA™ 6 Coated 4mm	NEXA™ 6 LamiGlass® 08mm 4.4.2	Unit
Collected separately	0	0	0	kg/m <sup>2</sup>
Collected as mixed construction waste	10	10	20.8	kg/m <sup>2</sup>
Reuse	0	0	0	kg/m <sup>2</sup>
Recycling	0	0	0	kg/m <sup>2</sup>
Landfilling	10	10	20.8	kg/m <sup>2</sup>
Incineration with energy recovery	0	0	0	kg/m <sup>2</sup>
Energy conversion	n/a	n/a	n/a	%
Material for final deposition	10	10	20.8	kg/m <sup>2</sup>
Removals of biogenic carbon	0	0	0	kg/m <sup>2</sup>

Table 10 - Re-Use, recovery, and/or Recycling Potential (D)

Value	NEXA™ 6 Uncoated 4mm	NEXA™ 6 Coated 4mm	NEXA™ 6 LamiGlass® 08mm 4.4.2	Unit
Net energy benefit from energy recovery from waste treatment declared as exported energy in C3 (R>0.6)	0	0	0	MJ/m <sup>2</sup>
Net energy benefit from thermal energy due to treatment of waste declared as exported energy in C4 (R<0.6)	0	0	0	MJ/m <sup>2</sup>
Net energy benefit from material flow declared in C3 for energy recovery	0	0	0	MJ/m <sup>2</sup>
Process and conversion efficiencies	n/a	n/a	n/a	%
Further Assumptions	n/a	n/a	n/a	

## NEXA™ 6 Uncoated Flat Glass Results per Square Meter

Results below show the life cycle impact assessment results throughout the product per EN15804+A2.

Table 11 - EN15804+A2 Life Cycle Impact Assessment Results per Square Meter of NEXA™ 6 Uncoated Flat Glass

Impact Category	Unit	A1-A3	A4	B2	C2	C4	
Global Warming Potential†	Total	6.38E+00	6.89E-01	1.35E+00	9.49E-02	4.33E-01	
	Fossil	6.37E+00	6.91E-01	1.35E+00	9.49E-02	4.29E-01	
	Biogenic	8.44E-03	-6.83E-03	5.21E-04	0.00E+00	4.41E-03	
	Land Use and Land Use Change	4.95E-04	4.71E-03	3.96E-05	0.00E+00	1.53E-04	
Ozone depletion	kg CFC-11 eq	4.27E-10	6.86E-14	6.98E-13	2.41E-12	6.67E-13	
Acidification	Mole of H+ eq	1.21E-02	4.19E-03	5.17E-03	6.17E-04	2.12E-03	
Eutrophication	Freshwater	kg P eq	1.76E-06	2.50E-06	2.02E-06	2.65E-08	1.33E-06
	Marine	kg N eq	3.72E-03	2.04E-03	8.78E-04	2.37E-04	5.73E-04
	Terrestrial	Mole of N eq	4.11E-02	2.27E-02	9.59E-03	2.59E-03	6.30E-03
Photochemical ozone formation, human health	kg NMVOC eq	1.04E-02	3.94E-03	3.15E-03	6.99E-04	1.57E-03	
Resource Use	Minerals and Metals	kg SB eq	2.44E-07	7.04E-08	1.69E-07	0.00E+00	1.14E-07
	Fossils	MJ	8.97E+01	9.17E+00	4.42E+01	1.19E+00	6.22E+00
Water use	m <sup>3</sup> world equiv.	3.62E-01	7.82E-03	2.79E-01	0.00E+00	2.60E-02	
Particulate matter	Disease incidences	9.68E-08	1.57E-08	3.81E-08	2.43E-09	2.21E-08	
Ionising radiation, human health	kBq U235 eq.	1.40E-01	2.58E-03	3.05E-01	2.10E-20	5.17E-03	
Ecotoxicity, freshwater	CTUe	2.68E+01	6.50E+00	4.85E+00	5.03E+00	3.47E+00	
Human toxicity	Cancer	CTUh	6.55E-10	1.34E-10	1.49E-10	2.51E-11	3.35E-10
	Non-cancer	CTUh	2.07E-08	7.76E-09	5.52E-09	2.37E-09	3.51E-08
Land Use	Pt	5.01E+00	3.88E+00	3.34E-01	0.00E+00	7.32E-01	

\*Modules and life cycle stages not displayed above are assumed to have an impact of 0.

† According to EN15804+A2 and EN17074, this impact category is also known as "climate change"

<sup>1</sup> Disclaimer: This impact category deals mainly with the eventual impact of low dose ionizing radiation on human health of the nuclear fuel cycle. It does not consider effects due to possible nuclear accidents, occupational exposure nor due to radioactive waste disposal in underground facilities. Potential ionizing radiation from the soil, from radon and from some construction materials is also not measured by this indicator.

<sup>2</sup> Disclaimer: The results of this environmental impact indicator shall be used with care as the uncertainties on these results are high or as there is limited experience with the indicator.

Results below contain the resource use throughout the life cycle of the product.

**Table 12 - Resource Use per Square Meter of NEXA™ 6 Uncoated Flat Glass**

Parameter	Unit	A1-A3	A4	B2	C2	C4	
PERE	Renewable primary energy as energy carrier	MJ	8.01E+00	6.36E-01	1.11E+00	0.00E+00	6.01E-01
PERM	Renewable primary energy resources as material utilization	MJ	0.00E+00	0.00E+00	0.00E+00	0.00E+00	0.00E+00
PERT	Total renewable primary energy resources	MJ	8.01E+00	6.36E-01	1.11E+00	0.00E+00	6.01E-01
PENRE	Nonrenewable primary energy as energy carrier	MJ	8.97E+01	9.21E+00	4.42E+01	1.19E+00	6.41E+00
PENRM	Nonrenewable primary energy as material utilization	MJ	0.00E+00	0.00E+00	0.00E+00	0.00E+00	0.00E+00
PENRT	Total nonrenewable primary energy resources	MJ	8.97E+01	9.21E+00	4.42E+01	1.19E+00	6.41E+00
SM	Use of secondary material	kg	4.40E-01	0.00E+00	0.00E+00	0.00E+00	0.00E+00
RSF	Use of renewable secondary fuels	MJ	0.00E+00	0.00E+00	0.00E+00	0.00E+00	0.00E+00
NRSF	Use of nonrenewable secondary fuels	MJ	0.00E+00	0.00E+00	0.00E+00	0.00E+00	0.00E+00
RE	Energy recovered from disposed waste	MJ	0.00E+00	0.00E+00	0.00E+00	0.00E+00	0.00E+00
FW	Use of net fresh water	m <sup>3</sup>	1.14E-02	7.34E-04	7.03E-03	0.00E+00	9.20E-04

\*Modules and life cycle stages not displayed above are assumed to have an impact of 0.

Results below contain the output flows and wastes throughout the life cycle of the product.

**Table 13 - Waste and Outflows per Square Meter of NEXA™ 6 Uncoated Flat Glass**

Parameter	Unit	A1-A3	A4	B2	C2	C4
Hazardous waste	kg	9.55E-09	4.87E-11	5.68E-04	0.00E+00	2.40E-10
Non-hazardous solid waste	kg	2.90E-02	1.50E-03	8.24E-03	0.00E+00	1.00E+01
Radioactive waste	kg	1.32E-03	1.71E-05	4.35E-04	0.00E+00	5.63E-05
Components for re-use	kg	0.00E+00	0.00E+00	0.00E+00	0.00E+00	0.00E+00
Materials for recycling	kg	0.00E+00	0.00E+00	0.00E+00	0.00E+00	0.00E+00
Materials for energy recovery	kg	0.00E+00	0.00E+00	0.00E+00	0.00E+00	0.00E+00
Exported Energy	MJ	0.00E+00	0.00E+00	0.00E+00	0.00E+00	0.00E+00
Biogenic carbon content in product	kg C	0.00E+00	0.00E+00	0.00E+00	0.00E+00	0.00E+00
Biogenic carbon content in packaging	kg C	0.00E+00	0.00E+00	0.00E+00	0.00E+00	0.00E+00

\*Modules and life cycle stages not displayed above are assumed to have an impact of 0.

Glass can come in a variety of different sizes, but its impacts can be scaled to different glass thicknesses. For this EPD, results for NEXA™ 6 uncoated glass are reported per square meter of 4mm glass. To convert to other given thickness, please see the scaling factor below for different sizes. Multiply the A1-A3 results by the scaling factors below using Equation 1. For all other life cycle stages, multiply by the scaling factor in Table 14.

**Equation 1. A1-A3 Scaling Results to an Area at an Assumed Thickness for Uncoated and Coated Glass**

$$\text{Uncoated Glass Impact Assessment Result per } m^2 = \text{Scaling Factor at Desired Thickness (Table 14)} \times \text{Flat Glass Impacts (Table 11)}$$

**Table 14 – Uncoated Glass Scaling Factors Used to Multiply the Results to Various Thicknesses**

Thickness	Scaling Factor	Thickness	Scaling Factor
2.0 mm	0.500	5 mm	1.25
2.1 mm	0.525	5.85 mm	1.46
2.85 mm	0.713	6 mm	1.50
3 mm	0.750	8 mm	2.00
3.15 mm	0.788	10 mm	2.50
3.85 mm	0.963	12 mm	3.00
4 mm	1.00	15 mm	3.75
4.85 mm	1.21		



## NEXA™ 6 Coated Flat Glass Results per Square Meter

Results below show the life cycle impact assessment results throughout the product per EN15804+A2.

**Table 15 - EN15804+A2 Life Cycle Impact Assessment Results per Square Meter of NEXA™ 6 Coated Flat Glass**

Impact Category		Unit	A1-A3	A4	B2	C2	C4
Global Warming Potential†	Total	kg CO <sub>2</sub> eq	7.55E+00	6.89E-01	1.35E+00	9.49E-02	4.33E-01
	Fossil	kg CO <sub>2</sub> eq	7.53E+00	6.91E-01	1.35E+00	9.49E-02	4.29E-01
	Biogenic	kg CO <sub>2</sub> eq	1.96E-02	-6.83E-03	5.21E-04	0.00E+00	4.41E-03
	Land Use and Land Use Change	kg CO <sub>2</sub> eq	6.63E-04	4.71E-03	3.96E-05	0.00E+00	1.53E-04
Ozone depletion		kg CFC-11 eq	5.34E-10	6.86E-14	6.98E-13	2.41E-12	6.67E-13
Acidification		Mole of H+ eq	1.49E-02	4.19E-03	5.17E-03	6.17E-04	2.12E-03
Eutrophication	Freshwater	kg P eq	4.19E-06	2.50E-06	2.02E-06	2.65E-08	1.33E-06
	Marine	kg N eq	4.32E-03	2.04E-03	8.78E-04	2.37E-04	5.73E-04
	Terrestrial	Mole of N eq	4.75E-02	2.27E-02	9.59E-03	2.59E-03	6.30E-03
Photochemical ozone formation, human health		kg NMVOC eq	1.21E-02	3.94E-03	3.15E-03	6.99E-04	1.57E-03
Resource Use	Minerals and Metals	kg SB eq	4.37E-07	7.04E-08	1.69E-07	0.00E+00	1.14E-07
	Fossils	MJ	1.05E+02	9.17E+00	4.42E+01	1.19E+00	6.22E+00
Water use		m <sup>3</sup> world equiv.	7.29E-01	7.82E-03	2.79E-01	0.00E+00	2.60E-02
Particulate matter		Disease incidences	1.20E-07	1.57E-08	3.81E-08	2.43E-09	2.21E-08
Ionising radiation, human health		kBq U235 eq.	6.05E-01	2.58E-03	3.05E-01	2.10E-20	5.17E-03
Ecotoxicity, freshwater		CTUe	3.25E+01	6.50E+00	4.85E+00	5.03E+00	3.47E+00
Human toxicity	Cancer	CTUh	9.04E-10	1.34E-10	1.49E-10	2.51E-11	3.35E-10
	Non-cancer	CTUh	2.78E-08	7.76E-09	5.52E-09	2.37E-09	3.51E-08
Land Use		Pt	9.64E+00	3.88E+00	3.34E-01	0.00E+00	7.32E-01

\*Modules and life cycle stages not displayed above are assumed to have an impact of 0.

† According to EN15804+A2 and EN17074, this impact category is also known as “climate change”

<sup>1</sup> Disclaimer: This impact category deals mainly with the eventual impact of low dose ionizing radiation on human health of the nuclear fuel cycle. It does not consider effects due to possible nuclear accidents, occupational exposure nor due to radioactive waste disposal in underground facilities. Potential ionizing radiation from the soil, from radon and from some construction materials is also not measured by this indicator.

<sup>2</sup> Disclaimer: The results of this environmental impact indicator shall be used with care as the uncertainties on these results are high or as there is limited experience with the indicator.

Results below contain the resource use throughout the life cycle of the product.

**Table 16 - Resource Use per Square Meter of NEXA™ 6 Coated Flat Glass**

Parameter	Unit	A1-A3	A4	B2	C2	C4	
PERE	Renewable primary energy as energy carrier	MJ	1.42E+01	6.36E-01	1.11E+00	0.00E+00	6.01E-01
PERM	Renewable primary energy resources as material utilization	MJ	0.00E+00	0.00E+00	0.00E+00	0.00E+00	0.00E+00
PERT	Total renewable primary energy resources	MJ	1.42E+01	6.36E-01	1.11E+00	0.00E+00	6.01E-01
PENRE	Nonrenewable primary energy as energy carrier	MJ	1.05E+02	9.21E+00	4.42E+01	1.19E+00	6.41E+00
PENRM	Nonrenewable primary energy as material utilization	MJ	0.00E+00	0.00E+00	0.00E+00	0.00E+00	0.00E+00
PENRT	Total nonrenewable primary energy resources	MJ	1.05E+02	9.21E+00	4.42E+01	1.19E+00	6.41E+00
SM	Use of secondary material	kg	4.40E-01	0.00E+00	0.00E+00	0.00E+00	0.00E+00
RSF	Use of renewable secondary fuels	MJ	0.00E+00	0.00E+00	0.00E+00	0.00E+00	0.00E+00
NRSF	Use of nonrenewable secondary fuels	MJ	0.00E+00	0.00E+00	0.00E+00	0.00E+00	0.00E+00
RE	Energy recovered from disposed waste	MJ	0.00E+00	0.00E+00	0.00E+00	0.00E+00	0.00E+00
FW	Use of net fresh water	m <sup>3</sup>	2.23E-02	7.34E-04	7.03E-03	0.00E+00	9.20E-04

\*Modules and life cycle stages not displayed above are assumed to have an impact of 0.

Results below contain the output flows and wastes throughout the life cycle of the product.

**Table 17 - Waste and Outflows per Square Meter of NEXA™ 6 Coated Flat Glass**

Parameter	Unit	A1-A3	A4	B2	C2	C4
Hazardous waste	kg	9.55E-09	4.87E-11	5.68E-04	0.00E+00	2.40E-10
Non-hazardous solid waste	kg	2.90E-02	1.50E-03	8.24E-03	0.00E+00	1.00E+01
Radioactive waste	kg	1.32E-03	1.71E-05	4.35E-04	0.00E+00	5.63E-05
Components for re-use	kg	0.00E+00	0.00E+00	0.00E+00	0.00E+00	0.00E+00
Materials for recycling	kg	0.00E+00	0.00E+00	0.00E+00	0.00E+00	0.00E+00
Materials for energy recovery	kg	0.00E+00	0.00E+00	0.00E+00	0.00E+00	0.00E+00
Exported Energy	MJ	0.00E+00	0.00E+00	0.00E+00	0.00E+00	0.00E+00
Biogenic carbon content in product	kg C	0.00E+00	0.00E+00	0.00E+00	0.00E+00	0.00E+00
Biogenic carbon content in packaging	kg C	0.00E+00	0.00E+00	0.00E+00	0.00E+00	0.00E+00

\*Modules and life cycle stages not displayed above are assumed to have an impact of 0.

Glass can come in a variety of different sizes, but its impacts can be scaled to different glass thicknesses. For this EPD, results are reported per square meter of 4mm glass. To convert coated glass to other given thickness, please see the scaling factor below in Table 18 for different sizes. Multiply the A1-A3 results by the scaling factors below using Equation 2. For all other life cycle stages, multiply by the scaling factor in Table 18.

**Equation 2. A1-A3 Scaling Results to an Area at an Assumed Thickness for Coated Glass**

$$\begin{aligned}
 & \text{Impact Assessment Result per } m^2 \\
 & = \text{Scaling Factor at Desired Thickness (Table 18)} \times \text{Flat Glass Impacts (Table 19)} \\
 & + \text{Coating Impacts (Table 19)}
 \end{aligned}$$

**Table 18 - Scaling Factors Used to Multiply the Results to Various Thicknesses**

Thickness	Scaling Factor	Thickness	Scaling Factor
2.0 mm	0.500	5 mm	1.25
2.1 mm	0.525	5.85 mm	1.46
2.85 mm	0.713	6 mm	1.50
3 mm	0.750	8 mm	2.00
3.15 mm	0.788	10 mm	2.50
3.85 mm	0.963	12 mm	3.00
4 mm	1.00	15 mm	3.75
4.85 mm	1.21		

**Table 19 - Impacts by Process for Coated NEXA™ 6 Glass**

Impact category		Unit	Flat Glass Production			Coating Process		
Global Warming Potential*	Total	kg CO <sub>2</sub> eq	6.68E+00	X Scaling Factor  (Table 18)	+	8.70E-01		
	Fossil	kg CO <sub>2</sub> eq	6.67E+00			8.59E-01		
	Biogenic	kg CO <sub>2</sub> eq	8.84E-03			1.08E-02		
	Land Use and Land Use Change	kg CO <sub>2</sub> eq	5.18E-04			1.45E-04		
Ozone depletion		kg CFC-11 eq	4.47E-10					8.70E-11
Acidification		Mole of H <sup>+</sup> eq	1.27E-02					2.18E-03
Eutrophication	Freshwater	1.84E-06	1.84E-06					2.35E-06
	Marine	3.89E-03	3.89E-03					4.24E-04
	Terrestrial	4.31E-02	4.31E-02					4.46E-03
Photochemical ozone formation		kg NMVOC eq	1.09E-02					1.18E-03
Resource Use	Minerals and Metals	2.55E-07	2.55E-07					1.82E-07
	Fossils	9.39E+01	9.39E+01					1.10E+01
Water use		m <sup>3</sup> world equiv.	3.79E-01			3.49E-01		

\*According to EN15804+A2 and EN17074, this impact category is also known as “climate change”

### NEXA™ 6 LamiGlass® 08mm 4.4.2 Results per Square Meter

Results below show the life cycle impact assessment results throughout the product per EN15804+A2.

**Table 20 - EN15804+A2 Life Cycle Impact Assessment Results per Square Meter of NEXA™ 6 Laminated Flat Glass 08mm 4.4.2**

Impact Category		Unit	A1-A3	A4	B2	C2	C4
Global Warming Potential	Total	kg CO <sub>2</sub> eq	1.77E+01	1.43E+00	2.81E+00	1.97E-01	9.01E-01
	Fossil	kg CO <sub>2</sub> eq	1.77E+01	1.44E+00	2.81E+00	1.97E-01	8.92E-01
	Biogenic	kg CO <sub>2</sub> eq	3.02E-02	-1.42E-02	1.08E-03	0.00E+00	9.17E-03
	Land Use and Land Use Change	kg CO <sub>2</sub> eq	1.14E-03	9.80E-03	8.24E-05	0.00E+00	3.18E-04
Ozone depletion		kg CFC-11 eq	3.01E-09	1.43E-13	1.45E-12	5.01E-12	1.39E-12
Acidification		Mole of H <sup>+</sup> eq	3.60E-02	8.72E-03	1.08E-02	1.28E-03	4.41E-03
Eutrophication	Freshwater	kg P eq	-5.25E-05	5.20E-06	4.20E-06	5.51E-08	2.77E-06
	Marine	kg N eq	1.01E-02	4.24E-03	1.83E-03	4.93E-04	1.19E-03
	Terrestrial	Mole of N eq	1.11E-01	4.72E-02	1.99E-02	5.39E-03	1.31E-02
Photochemical ozone formation, human health		kg NMVOC eq	3.04E-02	8.20E-03	6.55E-03	1.45E-03	3.27E-03
Resource Use	Minerals and Metals	kg SB eq	-8.82E-07	1.46E-07	3.52E-07	0.00E+00	2.37E-07
	Fossils	MJ	2.85E+02	1.91E+01	9.19E+01	2.48E+00	1.29E+01
Water use		m <sup>3</sup> world equiv.	3.15E+00	1.63E-02	5.80E-01	0.00E+00	5.41E-02
Particulate matter		Disease incidences	2.93E-01	3.27E-08	7.92E-08	5.05E-09	4.60E-08
Ionising radiation, human health		kBq U235 eq.	5.63E+01	5.37E-03	6.34E-01	4.37E-20	1.08E-02

Impact Category	Unit	A1-A3	A4	B2	C2	C4	
Ecotoxicity, freshwater	CTUe	2.82E+00	1.35E+01	1.01E+01	1.05E+01	7.22E+00	
Human toxicity	Cancer	CTUh	4.34E-08	2.79E-10	3.10E-10	5.22E-11	6.97E-10
	Non-cancer	CTUh	1.05E+01	1.61E-08	1.15E-08	4.93E-09	7.30E-08
Land Use	Pt	2.92E+00	8.07E+00	6.95E-01	0.00E+00	1.52E+00	

\*Modules and life cycle stages not displayed above are assumed to have an impact of 0.

† According to EN15804+A2 and EN17074, this impact category is also known as “climate change”

<sup>1</sup> Disclaimer: This impact category deals mainly with the eventual impact of low dose ionizing radiation on human health of the nuclear fuel cycle. It does not consider effects due to possible nuclear accidents, occupational exposure nor due to radioactive waste disposal in underground facilities. Potential ionizing radiation from the soil, from radon and from some construction materials is also not measured by this indicator.

<sup>2</sup> Disclaimer: The results of this environmental impact indicator shall be used with care as the uncertainties on these results are high or as there is limited experience with the indicator.

Results below contain the resource use throughout the life cycle of the product.

**Table 21 - Resource Use per Square Meter of NEXA™ 6 Laminated Flat Glass 08mm 4.4.2**

		Resource Use					
Parameter	Unit	A1-A3	A4	B2	C2	C4	
PERE	Renewable primary energy as energy carrier	MJ	2.14E+01	1.32E+00	2.31E+00	0.00E+00	1.25E+00
PERM	Renewable primary energy resources as material utilization	MJ	0.00E+00	0.00E+00	0.00E+00	0.00E+00	0.00E+00
PERT	Total renewable primary energy resources	MJ	2.14E+01	1.32E+00	2.31E+00	0.00E+00	1.25E+00
PENRE	Nonrenewable primary energy as energy carrier	MJ	1.98E+02	1.92E+01	9.19E+01	2.48E+00	1.33E+01
PENRM	Nonrenewable primary energy as material utilization	MJ	0.00E+00	0.00E+00	0.00E+00	0.00E+00	0.00E+00
PENRT	Total nonrenewable primary energy resources	MJ	1.98E+02	1.92E+01	9.19E+01	2.48E+00	1.33E+01
SM	Use of secondary material	kg	4.40E-01	0.00E+00	0.00E+00	0.00E+00	0.00E+00
RSF	Use of renewable secondary fuels	MJ	0.00E+00	0.00E+00	0.00E+00	0.00E+00	0.00E+00
NRSF	Use of nonrenewable secondary fuels	MJ	0.00E+00	0.00E+00	0.00E+00	0.00E+00	0.00E+00
RE	Energy recovered from disposed waste	MJ	0.00E+00	0.00E+00	0.00E+00	0.00E+00	0.00E+00
FW	Use of net fresh water	m <sup>3</sup>	4.16E-02	1.53E-03	1.46E-02	0.00E+00	1.91E-03

\*Modules and life cycle stages not displayed above are assumed to have an impact of 0.

Results below contain the output flows and wastes throughout the life cycle of the product.

**Table 22 - Waste and Outflows per Square Meter of NEXA™ 6 Laminated Flat Glass 08mm 4.4.2**

Parameter	Unit	A1-A3	A4	B2	C2	C4
Hazardous waste	kg	6.08E-02	1.01E-10	1.18E-03	0.00E+00	4.99E-10
Non-hazardous solid waste	kg	1.10E-02	3.12E-03	1.71E-02	0.00E+00	2.08E+01
Radioactive waste	kg	7.70E-04	3.56E-05	9.05E-04	0.00E+00	1.17E-04
Components for re-use	kg	0.00E+00	0.00E+00	0.00E+00	0.00E+00	0.00E+00
Materials for recycling	kg	0.00E+00	0.00E+00	0.00E+00	0.00E+00	0.00E+00
Materials for energy recovery	kg	0.00E+00	0.00E+00	0.00E+00	0.00E+00	0.00E+00
Exported Energy	MJ	0.00E+00	0.00E+00	0.00E+00	0.00E+00	0.00E+00
Biogenic carbon content in product	kg C	0.00E+00	0.00E+00	0.00E+00	0.00E+00	0.00E+00
Biogenic carbon content in packaging	kg C	0.00E+00	0.00E+00	0.00E+00	0.00E+00	0.00E+00

\*Modules and life cycle stages not displayed above are assumed to have an impact of 0.

Glass can come in a variety of different sizes, but its impacts can be scaled to different glass thicknesses. For this EPD, results are reported per square meter of 8mm 4.4.2 glass. To convert to other given thickness, please see the scaling factor below for different sizes. Multiply the A1-A3 results by the scaling factors below using Equation 3 and then add the interlayer and laminating process impacts to the scaled value. For all other life cycle stages, multiply by the scaling factor in Table 23.

**Equation 3. A1- A3 Scaling Results to an Area at an Assumed Thickness**

Impact Assessment Result per m<sup>2</sup> =  
Scaling Factor for Total Glass Thickness (Table 23) x NEXA 6 Flat Glass Production Impacts (Table 25) +  
Interlayer Impacts (Table 25) x Interlayer Factor (Table 24) + Laminating Impacts (Table 25)

**Table 23 – NEXA™ 6 Flat Glass Scaling Factors Used to Multiply the Results to Various Thicknesses**

Thickness	Scaling Factor	Thickness	Scaling Factor
2.0 mm	0.500	5 mm	1.25
2.1 mm	0.525	5.85 mm	1.46
2.85 mm	0.713	6 mm	1.50
3 mm	0.750	8 mm	2.00
3.15 mm	0.788	10 mm	2.50
3.85 mm	0.963	12 mm	3.00
4 mm	1.00	15 mm	3.75
4.85 mm	1.21		

The interlayer factor corresponds to the value associated with each of the five available thicknesses.

**Table 24 - Interlayer Factor**

Interlayer Thickness	Factor
0.38 mm	1
0.76 mm	2
1.14 mm	3
1.52 mm	4
1.90 mm	5
2.28 mm	6

**Table 25 – NEXA™ 6 LamiGlass® Impacts by Process**

Impact category		Unit	Flat Glass Production	Flat Glass	Interlayer	Interlayer	Laminating Process	
Global Warming Potential	Total	kg CO <sub>2</sub> eq	6.54E+00	x Scaling Factor (Table 23) for total glass thickness (all panes) +	1.80E+00	x Interlayer Factor +	7.64E-01	
	Fossil	kg CO <sub>2</sub> eq	6.52E+00		1.80E+00		8.30E-01	
	Biogenic	kg CO <sub>2</sub> eq	8.65E-03		0.00E+00		1.34E-02	
	Land Use and Land Use Change	kg CO <sub>2</sub> eq	5.07E-04		0.00E+00		1.29E-04	
Ozone depletion		kg CFC-11 eq	4.37E-10		1.06E-09			9.15E-11
Acidification		Mole of H <sup>+</sup> eq	1.24E-02		4.60E-03			1.88E-03
Eutrophication	Freshwater	kg P eq	1.80E-06		-2.89E-05			2.06E-06
	Marine	kg N eq	3.81E-03		9.88E-03			3.76E-04
	Terrestrial	Mole of N eq	4.21E-02		1.07E-02			3.98E-03
Photochemical ozone formation, human health		kg NMVOC eq	1.07E-02		3.88E-03			1.06E-03
Resource Use	Minerals and Metals	kg SB eq	2.49E-07	-7.68E-07		1.67E-07		
	Fossils	MJ	9.19E+01	4.36E+01		1.42E+01		
Water use		m <sup>3</sup> world equiv.	3.71E-01	8.32E+00		7.52E-01		



### Example of Using Scaling Factors

To demonstrate how the above scaling factors work, an example of a LamiGlass 3.3.1 product is provided. The total glass thickness is 06 mm (two 03 mm glass panes) and the interlayer factor is 1. Therefore, the scaling factors are as follows:

Glass Thickness	Scaling Factor	Interlayer	Scaling Factor
6 mm	1.50	1 (0.38 mm)	1

And the equation is:

$$\begin{aligned}
 & \text{Impact Assessment Result per } m^2 \\
 & = 1.5 \times \text{NEXA 6 Flat Glass Production Impacts (Table 25)} + \text{Interlayer Impacts (Table 25)} \times 1 \\
 & + \text{Laminating Impacts (Table 25)}
 \end{aligned}$$

For the global warming potential (total), the total impact is:

$$\text{GWP for NEXA 6 3.3.1} = 1.5 \times 6.54E+00 + 1.80E+00 \times 1 + 7.64E-01 = 12.6 \text{ kg } CO_2/m^2$$

### LCA Interpretation

The production of glass dominates the impacts across all impact categories. This is due to the electricity and natural gas used to make the products. Raw materials drives the impacts in the ozone depletion category.

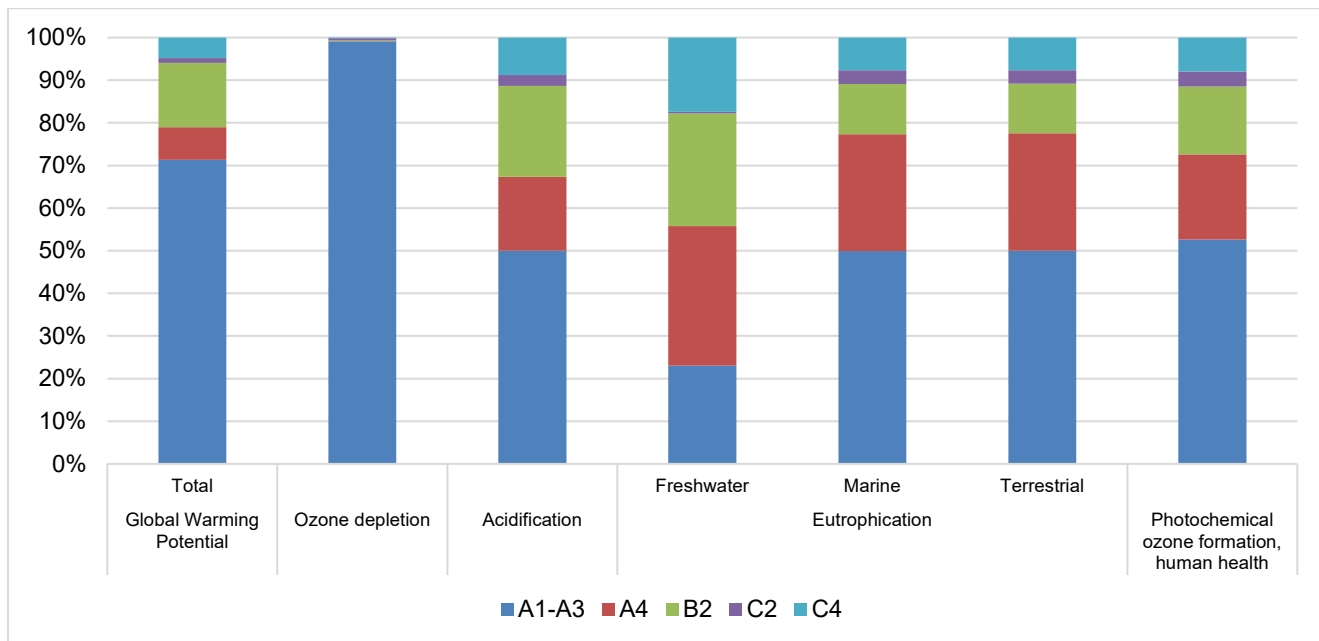


Figure 5 - Relative Contributions of Cradle-to-Grave Life Cycle Stages for Uncoated NEXA™ 6 Flat Glass

### Additional Environmental Information

#### Environmental and Health During Manufacturing

At Guardian Glass, our vision is to help people improve their lives by providing the products and services they value more highly than their alternatives. We do this responsibly, while consuming fewer resources; seeking mutually beneficial outcomes with customers, employees, suppliers, communities, and other key constituencies.

Our Stewardship Framework flows directly from this vision, describing our commitment and priorities around

Environmental, Social and Governance (ESG) topics. Stewardship broadly encompasses the responsible management of our actions and the resources entrusted to our care in a manner that respects the rights of others.

Guardian has invested in socially responsible policies and practices to help our businesses embed stewardship into the company culture and business decisions. Through responsible practices in the areas of environmental management and health and safety, Guardian's goal is to reduce potential environmental impacts to the communities in which it operates and create an exceptional workplace for its employees.

The safety and well-being of our employees and communities is our first priority. We build capability through our employees and resilience in our systems to prevent serious outcomes when the unexpected happens. We promote a principle-based, bottom-up approach to safety, involving front-line employees and supervisors in the identification of hazards and implementation of solutions all around the world. Each person is expected to raise concerns and share ideas about opportunities for improvement. Each manufacturing site has completed a risk evaluation that identified priorities with a focus on critical hazards. Action plans are developed, and knowledge networks are leveraged across the organization to better manage risk in those areas.

We pride ourselves on being solution providers, especially in the context of environmental stewardship, which involves considering each stage of the life cycle – from the sourcing of raw materials for each product, through to its production, application and end-of-life. Our approach to environmental stewardship is twofold – we strive to discover new and innovative technologies that improve both the environmental performance and effectiveness of our manufacturing processes and of our products.

We're committed to improving the energy efficiency of our manufacturing processes and reducing our use of resources. One way to achieve these is to maximize the amount of glass cullet (broken or old glass) used. Wider use of cullet in the glass manufacturing process helps to reduce consumption of virgin raw materials, save energy and reduce emissions. In line with our environmental stewardship priorities, Guardian Glass has started various initiatives aiming to use more cullet in glass manufacturing instead of virgin raw materials. The ratio of cullet in batch and glass can vary from site to site and over time, depending on cullet availability. Our lamination lines currently recycle all PVB trims (taken back by our supplier) for re-introduction in their manufacturing processes (supplier's recycling of PVB trims is dependent upon the quality of the material).

### Extraordinary Effects

There are no known negative effects from the use of this product during fire, water, or mechanical destruction.

### Delayed Emissions

Global warming potential is calculated using the EN15804+A2 impact assessment methodologies. Delayed emissions are not considered.

### Environmental Activities and Certifications

In an effort to provide greater support to the architects and designers who strive to meet increasingly stringent regulations, codes and standards and achieve ratings within various sustainable building rating systems such as LEED and BREEAM, Guardian Glass provides product and regionally specific documents and certifications to communicate transparent information about the life-cycle environmental impact of many of our products. Guardian Float, Coated and LamiGlass products manufactured in Europe and UK are currently Cradle to Cradle v3.1 Bronze Certified®. More information on Guardian Glass's product certifications and declarations is available at <https://www.guardianglass.com/eu/en/tools-and-resources/product-certifications>.

## Environmental Product Declaration

Guardian Glass EU  
NEXA™ 6 Products



According to  
ISO 14025 and  
EN 15804+A2/AC

---

## Contact Information

---

### Study Commissioner and Further Information



Guardian Glass  
European Headquarters  
19 rue du Puits Romain,  
L-8070 Bertrange, Luxembourg  
+352-27-863-260  
info@guardianglass.com  
[www.guardianglass.com](http://www.guardianglass.com)

---

### LCA Practitioner



**SustainableSolutions**  
CORPORATION

Sustainable Solutions Corporation  
155 Railroad Plaza, Suite 203  
Royersford, PA 19468 USA  
(+1) 610 569-1047  
info@sustainable-solutions.com  
[www.sustainable-solutions.com](http://www.sustainable-solutions.com)



## References

- LCA for Experts Sphera. LCA for Experts Life Cycle Assessment version 10.6 (software).
- ISO 14025 ISO 14025:2011-10, Environmental labels and declarations — Type III environmental declarations — Principles and procedures.
- ISO 14040 ISO 14040:2009-11, Environmental management — Life cycle assessment — Principles and framework.
- ISO 14044 ISO 14044:2006-10, Environmental management — Life cycle assessment — Requirements and guidelines.
- EN15804+A2/AC EN15804:2012+A2:2019/AC:2021. Sustainability of constructions works – Environmental product declarations – Core rules for the product category of construction products
- EN 17074 EN17074:2019. Glass in building – Environmental product declaration – Product category rules for flat glass products
- ULE UL Environment, General Program Instructions, v2.7, March 2022.
- Characterization Method IPCC. 2014. Climate Change 2013. The Physical Science Basis. Cambridge University Press. (<http://www.ipcc.ch/report/ar5/wg1/>).
- Characterization Method Hauschild M.Z., & Wenzel H. Environmental Assessment of Products. Springer, US, Vol. 2, 1998.
- Characterization Method Heijungs R., Guinée J.B., Huppes G., Lankreijer R.M., Udo de Haes H.A., Wegener Sleeswijk A. Environmental Life Cycle Assessment of Products: Guide and Backgrounds. CML. Leiden University, Leiden, 1992.
- Characterization Method Jenkin M.E., & Hayman G.D. Photochemical ozone creation potentials for oxygenated volatile organic compounds: sensitivity to variations in kinetic and mechanistic parameters. Atmospheric Environment. 1999, 33 (8) pp. 1275-1293.
- Characterization Method WMO. 1999. Scientific Assessment of Ozone Depletion: 1998, World Meteorological Organization Global Ozone Research and Monitoring Project - Report No. 44, WMO, Geneva.
- Characterization Method Standard Method for the Testing and Evaluation of Volatile Organic Chemical Emissions from Indoor Sources using Environmental Chambers- version 1.2, January 2017.